



SOUTHERN ONLINE BIO TECHNOLOGIES LTD

SOUTHERN ONLINE BIO TECHNOLOGIES LIMITED

Part I							(Rs. In Lacs)
Statement of Standalone Unaudited Results for the Quarter 31.12.2015							
S. No	Particulars	3 months ended	Preceeding 3 months ended	Corresponding 3 months ended in the previous year	Year to date figures for current period ended	Year to date figures for previous period ended	Previous year ended
	(Refer Notes Below)	31.12.2015	30.09.2015	31.12.2014	31.12.2015	31.12.2014	31.03.2015
		Un Audited	Un Audited	Un Audited	Un Audited	Un Audited	Audited
1	INCOME FROM OPERATIONS.						
	a) Net Sales / Income from Operations (Net of Excise Duty)	3,135.27	5,506.30	5,670.83	15,269.03	20,695.63	24,695.02
	b) Other Operating Income						
	Total Income from Operations (net)	3,135.27	5,506.30	5,670.83	15,269.03	20,695.63	24,695.02
2	Expenses						
	a) Cost of materials consumed.	933.30	1,233.86	2,037.92	3,777.09	7,063.39	7,057.22
	b) Purchase of Stock - in - trade.	2,157.16	2,951.33	4,063.01	10,156.43	12,349.57	13,960.64
	c) Changes in inventories of finished goods , work-in-progress and stock-in-trade.	(775.80)	992.83	722.75	23.47	319.03	(210.99)
	d) Employee benefits expenses.	51.88	54.50	55.50	156.75	173.57	262.80
	e) Depreciation and amortisation expense.	154.02	247.86	365.69	633.50	1,147.12	1,196.00
	f) Other expenditure (Any item exceeding 10 % of the total expenditure to be shown separately)	-	-	9.47		28.41	-
	- Bandwidth for ISP Division.	99.08	101.26	86.69	289.97	246.27	330.95
	- Power and Fuel	98.82	109.35	110.28	268.14	550.75	650.38
	- Stores and Spares Consumed.	64.76	99.19	114.05	206.60	544.30	755.52
	- Operating Expenses	29.02	156.89	150.31	325.36	669.74	800.25
	- Administration Expenses .	54.49	113.48	54.83	252.37	241.63	361.82
	- Marketing Expenses.	20.19	36.36	15.43	69.60	183.50	424.67
	- IROAF Construction Expenses.	-	146.44	-	146.44		391.17
	Total Expenses	2,886.92	6,243.35	7,785.93	16,305.72	23,517.28	25,980.43
3	Net Profit / (Loss) from Operations before Other Income , Finance Costs and Exceptional Items (1-2)	248.35	(737.05)	(2,115.10)	(1,036.69)	(2,821.65)	(1,285.41)
4	Other Income	3.79	9.89	1,470.55	19.83	1,485.44	41.63
5	Net Profit / (Loss) from ordinary activities before finance costs and exceptional items (3+4)	252.14	(727.16)	(644.55)	(1,016.86)	(1,336.21)	(1,243.78)
6	Finance costs.	72.08	482.05	800.87	934.82	1,703.87	1,971.44
7	Net Profit / (Loss) from ordinary activities after finance costs but before exceptional Items (5-6)	180.06	(1,209.21)	(1,445.42)	(1,951.68)	(3,040.08)	(3,215.22)
8	Exceptional Items.		-	-			
9	Profit / (Loss) from Ordinary Activities before tax (7+8)	180.06	(1,209.21)	(1,445.42)	(1,951.68)	(3,040.08)	(3,215.22)
10	Tax Expenses.	-	166.56	(603.93)	164.35	(1,391.24)	(2,045.58)
11	Net Profit / (Loss) from ordinary activities after tax (9-10)	180.06	(1,375.77)	(841.49)	(2,116.03)	(1,648.84)	(1,169.64)
12	Extraordinary items (net of tax expenses)		-	-			
	a) Loss due to Cyclone Hud Hud.		-				(1,914.29)
	b) Insurance claim for Cyclone Loss.		-				1,914.29
13	Net Profit / (Loss) for the period (11-12)	180.06	(1,375.77)	(841.49)	(2,116.03)	(1,648.84)	(1,169.64)

An ISO 9001:2008 Certified Company
CIN : L72900TG1998PLC030463


H. No. : 8-3-833/173, Kamalapuri Colony, Phase - II, Hyderabad - 500 073. T.S.

Tel. : +91-40-49221999, Fax : +91-40-49221998, email : info@sol.net.in website : www.sol.net.in

Unit - I : Samsthan Narayanapur (V&M), Nalgonda Dist., T.S., Ph. : 08681-287898, Fax : 08681-287897

Unit - II : Plot No. 45/A, APIIC-SEZ, Atchutapuram (V&M), Visakhapatnam Dist.-531011, A.P., Ph. : 08924-237024, Fax : 08924-237022

Smart Solutions and Eco Friendly






SOUTHERN ONLINE BIO TECHNOLOGIES LTD

14	Share of profit / (loss) of associates *	-	-	-	-	-	-
15	Minority Interest *	-	-	-	-	-	-
16	Net profit / (Loss) after taxes, minority interest and share of profit / (loss) of associates (13+14+15) *	180.06	(1,375.77)	(841.49)	(2,116.03)	(1,648.84)	(1,169.64)
17	Paid up equity share capital (Face value of Rs. 10/- per Equity Share)	5899.32	5899.32	5899.32	5899.32	5899.32	5,899.32
18	Reserve excluding Revaluation Reserves as per balance sheet of previous accounting year.						
19.i	Earnings Per Share (before extraordinary items) (of '10/- each)						
	Basic:	0.30	(2.33)	(1.43)	(3.59)	(2.79)	(1.98)
	Diluted:	0.30	(2.33)	(1.43)	(3.59)	(2.79)	(1.98)
19.ii	Earnings Per Share (after extraordinary items) (of '10/- each)						
	Basic:	0.30	(2.33)	(1.43)	(3.59)	(2.79)	(1.98)
	Diluted:	0.30	(2.33)	(1.43)	(3.59)	(2.79)	(1.98)

* Applicable in the case of consolidated results.

Note:

1. Due to Hudhud cyclone which occurred on 12.10.2014, the company's Bio Diesel unit at Visakhapatnam is also under restoration during the nine months in the current year 2015-16. The nine months expenditure relating to the said unit has been treated as deferred revenue expenditure due to non operation & restoration of the plant.





SOUTHERN ONLINE BIO TECHNOLOGIES LTD

Annexure IV

SEGMENT - WISE REVENUE, RESULTS AND CAPITAL EMPLOYED							
(Rs. In Lacs)							
S.NO	Particulars	3 month ended	Preceeding 3 months ended	Corresponding 3 months ended in the previous year	Year to date figures for current period ended	Year to date figures for previous period ended	Previous year ended
		31.12.2015 Un Audited	30.09.2015 Audited	31.12.2014 Un Audited	31.12.2015 Un Audited	31.12.2014 Un Audited	31.03.2015 Audited
1	Segment Revenue:						
	a) ISP Business.	160.38	150.77	132.29	449.65	384.51	519.97
	b) Bio Diesel Business.	817.09	2,208.66	1,429.18	4,366.27	7,530.84	9,134.83
	c) Trading & Others	2,157.80	3,146.87	4,109.36	10,453.11	12,780.28	15,040.22
	Less: Inter Segment Revenue.						
	NET SALES / INCOME FROM OPERATIONS	3,135.27	5,506.30	5,670.83	15,269.03	20,695.63	24,695.02
2	Segment Results (Profit)(+) / Loss(-) before tax and interest from each segment).						
	Profit/Loss before tax and Interest						
	a) ISP Business	22.58	4.61	(0.51)	34.51	0.64	8.78
	b) Bio Diesel Business	246.69	(747.01)	(687.48)	(1,114.18)	(1,713.93)	(1,779.58)
	c) Trading & Others	(17.13)	15.24	43.44	62.81	377.08	527.02
	TOTAL	252.14	(727.16)	(644.55)	(1,016.86)	(1,336.21)	(1,243.78)
	LESS: (i) Interest.	72.08	482.05	800.87	934.82	1,703.87	1,971.44
	(ii) Other Un-allocable Expenditure net off						
	(iii) Other Un-allocable Income.						
	TOTAL PROFIT BEFORE TAX	180.06	(1,209.21)	(1,445.42)	(1,951.68)	(3,040.08)	(3,215.22)
3	Capital Employed						
	(Segment assets - Segment Liabilities)						
	a) ISP Business	850.16	829.40	814.93	850.16	814.93	833.03
	b) Bio Diesel Business	13,294.50	11,194.14	11,942.97	13,294.50	11,942.97	16,352.67
	c) Trading & Others	1,455.17	1,472.31	1,181.41	1,455.17	1,181.41	1,392.71
	d) Unallocated			62.59		62.59	
	TOTAL	15,599.83	13,495.85	14,001.90	15,599.83	14,001.90	18,578.41


NOTES:

- The above financial results have been reviewed by the Audit Committee and approved by the Board of Directors at their meeting held on 13.02.2016.
- The above financial results have been reviewed by the Statutory Auditors as required under SEBI (Listing Obligation & Disclosure Requirements) Regulations, 2015.
- Previous period figures have been regrouped, wherever necessary, for the purpose of comparison.

for Southern Online Bio Technologies Ltd.

Place: Hyderabad.
Date : 13.02.2016.

N. SATISH KUMAR
Managing Director





P. MURALI & CO.,
CHARTERED ACCOUNTANTS
6-3-655/2/3, SOMAJIGUDA,
HYDERABAD - 500 082. INDIA

Tel. : (91-40) 2332 6666, 2331 2554
2339 3967, 2332 1470
Fax : (91-40) 2339 2474
E-mail : pmurali.co@gmail.com
info@pmurali.com
Website : www.p murali.com


To
The Board of Directors
SOUTHERN ONLINE BIO TECNOLOGIES LIMITED
Hyderabad.

Limited Review Report for the quarter ended 31st December, 2015

1. We have reviewed the accompanying statement of unaudited financial results of SOUTHERN ONLINE BIO TECNOLOGIES LIMITED for the quarter ended 31st December 2015. This statement is the responsibility of the Company's Management and has been approved by the Board of Directors. Our responsibility is to issue a report on these financial statements based on our review.
2. We conducted our review in accordance with the Standard on Review Engagement (SRE) 2410, Review of interim financial information performed by the independent auditor of the entity issued by the Institute of Chartered Accountants of India. This standard requires that we plan and perform the review to obtain moderate assurance as to whether the financial statements are free of material misstatement. A review is limited primarily to inquiries of company personnel and analytical procedures applied to financial data and thus provide less assurance than an audit. We have not performed an audit and accordingly, we do not express an audit opinion.
3. Based on our review conducted as above, nothing has come to our attention that causes us to believe that the accompanying statement of unaudited financial results prepared in accordance with applicable accounting standards and other recognized accounting practices and policies has not disclosed the information required to be disclosed in terms of Regulation 33 of the SEBI (Listing Obligations and Disclosure Requirements) Regulations, 2015 including the manner in which it is to be disclosed, or that it contains any material misstatement.

For P. Murali & Co.,
Chartered Accountants
Firm Registration No : 00


M.V. JOSHI
Partner
M.No. 024784



Place: Hyderabad
Date: 13/02/2016