

**SOUTHERN ONLINE
BIO TECHNOLOGIES LTD**

UNAUDITED FINANCIAL RESULTS FOR THE QUARTER ENDED 31st DECEMBER, 2012.

S. No	Particulars	(Rs. In Lacs)					
		3 months ended	Preceding 3 months ended	Corresponding 3 months ended in the previous year	Year to date figures for the current year ended	Year to date figures for the previous year ended	Previous year ended
		31.12.2012	30.09.2012	31.12.2011	31.12.2012	31.12.2011	31.03.2012
		Un audited	Un audited	Un audited	Un audited	Un audited	Audited
1	INCOME FROM OPERATIONS.						
	a) Net Sales / Income from Operations (Net of Excise Duty)	3,393.64	2,774.38	2,260.01	8,649.58	6,760.10	9,124.46
	b) Other Operating Income						
	Total Income from Operations (net)	3,393.64	2,774.38	2,260.01	8,649.58	6,760.10	9,124.46
2	Expenses						
	a) Cost of materials consumed.	1,381.90	2,237.83	1,052.18	4,495.98	4,352.05	5,841.71
	b) Purchases of Stock - in - trade.	1,828.03	-		2,694.18		
	c) Changes in inventories of finished goods , work-in-progress and stock-in-trade.	(779.38)	(27.81)	62.81	(920.23)	709.57	897.10
	d) Employee benefits expenses.	51.18	45.36	54.24	152.26	162.07	211.72
	e) Depreciation and amortisation expense.	156.89	173.61	147.00	495.74	442.46	668.76
	f) Other expenditure (Any item exceeding 10 % of the total expenditure to be shown seperately)	9.47	9.47	10.28	28.41	30.84	39.50
	- Bandwidth for ISP Division.	44.20	37.41	37.79	126.37	125.35	151.67
	- Power and Fuel	163.82	54.78	73.98	286.69	573.41	502.23
	- Stores and Spares Consumed.	144.42	78.73	115.80	308.45	446.25	525.43
	- Operating Expenses	94.15	80.47	83.84	247.43	282.44	361.17
	- Administration Expenses .	70.73	49.24	54.70	162.77	231.47	264.68
	- Marketing Expenses.	11.34	23.11	18.87	55.82	89.00	100.75
	- IROAF Construction Expenses.	-	-	672.19	244.00	672.19	672.20
	- Logistics Expenses.	108.51	77.47		300.47	-	592.52
		-	-	-	-	-	-
	Total Expenses	3,285.26	2,839.67	2,383.68	8,678.34	8,117.10	10,829.44
	Profit from Operations before Other Income , Finance Costs and Exceptional Items (1-2)	108.38	(65.29)	(123.67)	(28.76)	(1,357.00)	(1,704.98)
4	Other Income	-	-	19.80	-	24.36	26.75
	Profit from ordinary activities before finance costs and exceptional items (3+4)	108.38	(65.29)	(103.87)	(28.76)	(1,332.64)	(1,678.23)
6	Finance costs.	484.83	478.55	417.05	1,416.62	1,202.92	1,681.00
	Profit from ordinary activities after finance costs but before exceptional Items (5-6)	(376.45)	(543.84)	(520.92)	(1,445.38)	(2,535.56)	(3,359.23)
8	Exceptional Items.	-	-	-	-	-	-
9	Profit (+) / Loss (-) from Ordinary Activities before tax (7+8)	(376.45)	(543.84)	(520.92)	(1,445.38)	(2,535.56)	(3,359.23)
10	Tax Expenses.	-	-	-	-	14.67	-
11	Net Profit (+) / Loss (-) from ordinary activities after tax (9-10)	(376.45)	(543.84)	(520.92)	(1,445.38)	(2,550.23)	(3,359.23)
12	Extraordinary items (net of tax expenses)	-	-	-	-	-	-
13	Net Profit (+) / Loss (-) for the period (11-12)	(376.45)	(543.84)	(520.92)	(1,445.38)	(2,550.23)	(3,359.23)

An ISO 9001:2008 Certified Company

(Formerly known as Southern Online Services Ltd)

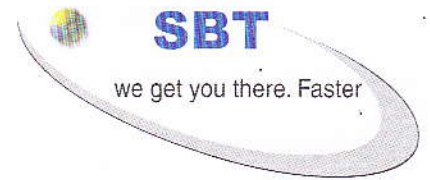
Flat No. A3, 3rd Floor, Office Block, Samrat Complex, Saifabad, Hyderabad-500 004.

Ph : 0091-40-23241999 (7 Lines) Fax : 0091-40-23241444, Website : www.sol.net.in, e-mail : info@sol.net.in

Factory : Samsthan Narayanpur (V & M), Nalgonda Dist., A.P., Ph : 08681-287898, Fax : 08681-287577

Factory : Plot No. 45/A, APIIC-SEZ, Atchutapuram, Rambilli Mandal, Visakhapatnam Dist.-531 011. (A.P.) Ph : 08924-253671*





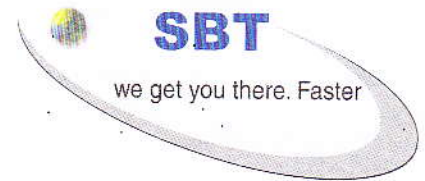
**SOUTHERN ONLINE
BIO TECHNOLOGIES LTD**

14	Share of profit / (loss) of associates *	-	-	-	-	-	-
15	Minority Interest *	-	-	-	-	-	-
16	Net profit / (Loss) after taxes, minority interest and share of profit / (loss) of associates (13+14+15) *	(376.45)	(543.84)	(520.92)	(1,445.38)	(2,550.23)	(3,359.23)
17	Paid up equity share capital (Face value of Rs. 10/- per Equity Share)	3461.38	3461.38	3461.38	3461.38	3461.38	3461.38
18	Reserve excluding Revaluation Reserves as per balance sheet of previous accounting year.						
19	Earning per share (Basic and Diluted)	(1.09)	(1.57)	(1.50)	(4.18)	(7.37)	(9.70)

PART - II

S. No	Particulars	3 months ended	Preceding 3 months ended	Corresponding 3 months ended in the previous year	Year to date figures for the current year ended	Year to date figures for the previous year ended	Previous year ended
		31.12.2012	30.09.2012	31.12.2011	31.12.2012	31.12.2011	31.03.2012
		Un audited	Un audited	Un audited	Un audited	Un audited	Audited
A	PARTICULARS OF SHAREHOLDING						
1	Public Shareholding.						
	- Number of Shares.	28,564,336	28,564,336	28,564,336	28,564,336	28,564,336	28,564,336
	- Percentage of shareholding.	82.52%	82.52%	82.52%	82.52%	82.52%	82.52%
2	Promoters and Promoter group Share Holding**						
	a) Pledged / Encumbered	Pledged	Pledged	NIL	Pledged	NIL	NIL
	- Number of Shares.	3,019,011	3,019,011	NIL	3,019,011	NIL	NIL
	- Percentage of Shares (as a % of the total shareholding of promoter and promoter group)	49.91	49.91	NIL	49.91	NIL	NIL
	- Percentage of Shares (as a % of the total share capital of the company)	8.72	8.72	NIL	8.72	NIL	NIL
	b) Non-encumbered						
	- Number of Shares.	3,027,412	3,027,412	6,049,479	3,027,412	6,049,479	6,049,479
	- Percentage of Shares (as a % of the total shareholding of promoter and promoter group)	50.09%	50.09%	100.00%	50.09%	100.00%	100%
	- Percentage of Shares (as a % of the total share capital of the company)	8.76%	8.76%	17.48%	8.76%	17.48%	17.48%





**SOUTHERN ONLINE
BIO TECHNOLOGIES LTD**

SEGMENT - WISE REVENUE, RESULTS AND CAPITAL EMPLOYED

(Rs. In Lacs)

S.NO	Particulars	3 months ended	Preceding 3 months ended	Corresponding 3 months ended in the previous year	Year to date figures for the current year ended	Year to date figures for the previous year ended	Previous year ended
		31.12.2012 Un audited	30.09.2012 Un audited	31.12.2011 Un audited	31.12.2012 Un audited	31.12.2011 Un audited	31.03.2012 Audited
1	Segment Revenue:						
	a) ISP Business.	81.06	81.60	69.63	162.66	228.99	306.91
	b) Bio Diesel Business.	1,191.89	1,115.30	1,458.04	2,307.19	5,798.77	7,448.03
	c) UCO Trading	2,120.69	1,562.63	-	3,683.32	-	637.18
	d) Unallocated.	-	14.85	732.34	14.85	732.34	732.34
	Less: Inter Segment Revenue.						
	NET SALES / INCOME FROM OPERATIONS	3,393.64	2,774.38	2,260.01	6,168.02	6,760.10	9,124.46
2	Segment Results (Profit)(+) / Loss(-) before tax and interest from each segment).						
	Profit/Loss before tax and Interest						
	a) ISP Business	2.55	0.40	(12.09)	2.95	(31.78)	(19.97)
	b) Bio Diesel Business	(52.96)	(151.85)	(91.78)	(204.81)	(1,300.86)	(1,731.52)
	c) UCO Trading	158.79	86.02	-	244.81	-	37.54
	d) Unallocated.	-	0.14	-	0.14	-	35.72
	TOTAL	108.38	(65.29)	(103.87)	43.09	(1,332.64)	(1,678.23)
	LESS: (i) Interest.	484.83	478.55	417.05	963.38	1,202.92	1,681.00
	(ii) Other Un-allocable Expenditure net off						
	(iii) Other Un-allocable Income.						
	TOTAL PROFIT BEFORE TAX	(376.45)	(543.84)	(520.92)	(920.29)	(2,535.56)	(3,359.23)
3	Capital Employed (Segment assets - Segment Liabilities)						
	a) ISP Business	821.31	827.67	863.71	821.31	863.71	879.59
	b) Bio Diesel Business	10,194.08	10,644.76	11,816.78	10,194.08	11,816.78	13,243.39
	c) UCO Trading.	316.55	170.45	-	316.55	-	37.54
	d) Unallocated.	46.69	46.69	-	46.69	-	33.55
	TOTAL	11,378.63	11,689.57	12,680.49	11,378.63	12,680.49	14,194.07


NOTES:

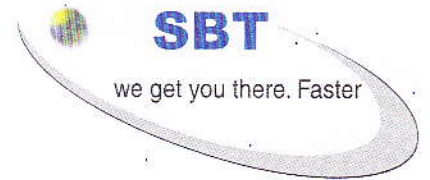
- The above financial results have been reviewed by the Audit Committee and approved by the Board of Directors at their meeting held on 13.02.2013.
- Previous period figures have been regrouped, wherever necessary, for the purpose of comparison.

for Southern Online Bio Technologies Ltd.

N. SATISH KUMAR.
Managing Director .

Place: Hyderabad.
Date: 13.02.2013.





SOUTHERN ONLINE
BIO TECHNOLOGIES LTD

S. No	Particulars	3 months ended 31.12.2012.
B	INVESTOR COMPLAINTS	
	Pending at the beginning of the quarter.	NIL
	Received during the quarter.	NIL
	Disposed of during the quarter.	NIL
	Remaining unresolved at the end of the quarter.	NIL

