

**SOUTHERN ONLINE
BIO TECHNOLOGIES LTD**

UN AUDITED FINANCIAL RESULTS FOR THE QUARTER ENDED 31st DECEMBER 2011.

(Rs. in Lacs except per share data)

S. No	Particulars	Quarter ended			Nine months ended and year to date.		Year ended
		31.12.2011 Unaudited	30.09.2011 Unaudited	31.12.2010 Unaudited	31.12.2011 Unaudited	31.12.2010 Unaudited	31.03.2011 Audited
1	a) Net Sales / Income from Operations	2,260.01	2,938.93	1,795.73	6,760.10	4,543.43	6,083.87
	b) Other Operating Income						
	TOTAL	2,260.01	2,938.93	1,795.73	6,760.10	4,543.43	6,083.87
2	Expenditure						
	a) Increase/decrease in stock in trade and work in process	62.81	672.50	(195.71)	709.57	(443.19)	(1,025.88)
	b) Consumption of Raw Material	1,052.18	2,620.20	1,409.11	4,352.05	3,550.98	4,982.77
	c) Employees Cost	54.24	54.52	53.27	162.07	119.42	174.79
	d) Depreciation.	147.00	116.92	163.09	442.46	287.10	450.65
	e) Other expenditure (Any item exceeding 10 % of the total expenditure to be shown seperately)	10.28	8.92	10.28	30.84	10.83	21.11
	- Bandwidth for ISP Division.	37.79	33.52	34.06	125.35	115.84	165.89
	- Power and Fuel	73.98	167.47	84.42	573.41	245.66	261.89
	- Stores and Spares Consumed.	115.80	165.97	159.94	446.25	333.25	409.44
	- Operating Expenses	83.84	56.76	124.86	282.44	268.65	320.09
	- Administration Expenses .	54.70	135.64	36.90	231.47	82.05	127.20
	- Marketing Expenses.	18.87	46.69	24.96	89.00	60.54	114.56
	- BD Construction Exp - IROAF.	672.19	-	-	672.19	-	-
	g) TOTAL	2,383.68	4,079.11	1,905.18	8,117.10	4,631.13	6,002.51
3	Profit from Operations before Other Income , Interest and Exceptional Items (1-2)	(123.67)	(1,140.18)	(109.45)	(1,357.00)	(87.70)	81.36
4	Other Income	19.80	2.27	0.81	24.36	2.21	4.41
5	Profit before Interest and Exceptional Items (3+4)	(103.87)	(1,137.91)	(108.64)	(1,332.64)	(85.49)	85.77
6	Interest.	417.05	403.91	295.18	1,202.92	471.99	784.33
7	Profit after Interest but before exceptional Items (5-6)	(520.92)	(1,541.82)	(403.82)	(2,535.56)	(557.48)	(698.56)
8	Exceptional Items.	-	-	-	-	-	-
9	Profit (+)/ Loss (-) from Ordinary Activities before tax (7+8)	(520.92)	(1,541.82)	(403.82)	(2,535.56)	(557.48)	(698.56)
10	Tax Expenses.	-	14.67	-	14.67	7.76	-
11	Net Profit (+) / Loss (-) from ordinary activities after tax (9-10)	(520.92)	(1,556.49)	(403.82)	(2,550.23)	(565.24)	(698.56)
12	Extraordinary items (net of tax expenses)	-	-	-	-	-	-
13	Net Profit (+)/ Loss (-) for the period (11-12)	(520.92)	(1,556.49)	(403.82)	(2,550.23)	(565.24)	(698.56)

An ISO 9001:2008 Certified Company


(Formerly known as Southern Online Services Ltd)


Flat No. A3, 3rd Floor, Office Block, Samrat Complex, Saifabad, Hyderabad-500 004.

Ph : 0091-40-23241999 (7 Lines) Fax : 0091-40-23241444, Website : www.sol.net.in, e-mail : info@sol.net.in

Factory : Samsthan Narayanpur (V & M), Nalgonda Dist., A.P., Ph : 08681-287898, Fax : 08681-287575


Factory : Plot No. 45/A, APJC SEZ, Atchutanuram, Rambilli Mandal, Visakhapatnam Dist. 531 011 (A.P.) Ph : 08924 252671





**SOUTHERN ONLINE
BIO TECHNOLOGIES LTD**

14	Paid up equity Share Capital (Face value of the Share shall be indicated)	3,461.38	3,461.38	3461.38	3,461.38	3,461.38	3461.38
15	Reserves excluding revaluation reserves as per Balance Sheet of previous accounting year		-	-		-	-
16	Earning Per Share (EPS)	(1.50)	(4.50)	(1.09)	(7.37)	(1.46)	(2.02)
	a) Basis and diluted EPS before Extraordinary items for the period , for the year to date and for the previous year (not to be annualized)						
	b) Basis and diluted EPS after Extraordinary items for the period , for the year to date and for the previous year (not to be annualized)						
17	Public shareholding						
	- Number of Shares	28,564,336	28,564,336	28,564,336	28,564,336	28,564,336	28,564,336
	- Percentage of share holdings.	82.52	82.52	82.52	82.52	82.52	82.52
18	Promoters and Promoter group Share Holding**						
	a) Pledged / Encumbered	N.A	N.A	N.A	N.A	N.A	N.A
	- Number of Shares.	N.A	N.A	N.A	N.A	N.A	N.A
	- Percentage of Shares (as a % of the total shareholding of promoter and promoter group)	N.A	N.A	N.A	N.A	N.A	N.A
	- Percentage of Shares (as a % of the total share capital of the company)	N.A	N.A	N.A	N.A	N.A	N.A
	b) Non-encumbered						
	- Number of Shares.	6,049,479	6,049,479	6,049,479	6,049,479	6,049,479	6,049,479
	- Percentage of Shares (as a % of th total shareholding of promoter and promoter group)	100%	100%	100%	100%	100%	100%
	- Percentage of Shares (as a % of the total share capital of the company)	17.48%	17.48%	17.48%	17.48%	17.48%	17.48%



**SOUTHERN ONLINE
BIO TECHNOLOGIES LTD**

SEGMENT – WISE REVENUE, RESULTS AND CAPITAL EMPLOYED

S.NO	Particulars	Quarter ended			Nine months ended and year to date.		Year ended
		31.12.2011 Unaudited	30.09.2011 Unaudited	31.12.2010 Unaudited	31.12.2011 Unaudited	31.12.2010 Unaudited	31.03.2011 Audited
1	Segment Revenue:						
	a) ISP Business.	69.63	82.14	86.87	228.99	282.81	362.68
	b) Bio Diesel Business.	1,458.04	2,856.79	1,708.86	5,798.77	4,260.62	5,721.19
	c) Bio Diesel Construction - IROAF	732.34	-	-	732.34	-	-
	d) Unallocated.						
	Less: Inter Segment Revenue.						
	Less: Inter Segment Revenue						
	NET SALES / INCOME FROM OPERATIONS	2,260.01	2,938.93	1,795.73	6,760.10	4,543.43	6,083.87
2	Segment Results (Profit)(+) / Loss(-) before tax and interest from each segment).						
	Profit/Loss before tax and Interest						
	a) ISP Business.	(12.09)	(9.80)	5.29	(31.78)	22.65	18.14
	b) Bio Diesel Business.	(91.78)	(1,128.11)	(88.97)	(1,300.86)	(47.60)	67.63
	c) Un allocated.						
	TOTAL	(103.87)	(1,137.91)	(83.68)	(1,332.64)	(24.95)	85.77
	LESS: (i) Interest.	417.05	403.91	295.18	1,202.92	471.99	784.33
	(ii) Other Un-allocable Expenditure net off						
	(iii) Other Un-allocable Income.						
	TOTAL PROFIT BEFORE TAX	(520.92)	(1,541.82)	(378.86)	(2,535.56)	(496.94)	(698.56)
3	Capital Employed						
	(Segment assets - Segment Liabilities)						
	a) ISP Business	863.71	879.00	908.31	863.71	905.43	889.60
	b) Bio Diesel Business	11,816.78	12,304.19	12,725.46	11,816.78	13,097.74	15,128.02
	c) Unallocated.	-	-	-	-	-	-
	TOTAL	12,680.49	13,183.19	13,633.77	12,680.49	14,003.17	16,017.62

NOTES:

1. The above financial results have been reviewed by the Audit Committee and approved by the Board of Directors at their meeting held on 13.02.2012.
2. No Complaint were received from investors and there were no complaints outstanding at the end of the quarter.
3. The Company has been awarded a contract from IROAF (Indian Railways Organization for Alternative Fuels) for setting up of automated 30 TPD Bio Diesel plant at Tondiarpet, Chennai, Operation , maintenance and supply of produced Bio Diesel to Indian Railways . During this quarter income & expenditure from this contract is accounted.
3. Previous period figures have been regrouped, wherever necessary, for the purpose of comparison.

for Southern Online Bio Technologies Ltd.

Place: Hyderabad.
Date: 13.02.2012.



N. Satish Kumar
Managing Director